



March 26



defra Smoke Exempt Appliance for Smoke Control Areas



clearSkies
clearskiesmark.org

Peanut

saltfire™
woodburning stoves



Contents

3. Introduction
4. ST1 Vision
5. ST3
8. ST-X4
9. ST-X5
10. ST-X8
11. ST-X Wide
12. Saltfire Scout
13. Saltfire Classic
14. Saltfire CS5
15. Saltfire CS7
16. Bioethanol Models
17. ST Colour Options
18. Burnished Door
20. Peanut 3
21. Peanut 5
22. Bignut
23. Peanut 8
24. Peanut 10
25. Peanut Technical Specification
26. Peanut Cook Plates
27. Peanut 3 Marine

Introduction

The ST-X hybrid range incorporate the benefits of both heavy cast iron components and thick steel outer body which is up to 10mm thick.

Available in three kW sizes and now also all available in our new taller and slimline options. They have an amazing clean burn control and airwash for Ultra-Clean glass - We challenge any other stove brands to produce cleaner glass.

All are simple to operate and easy to maintain. All incorporate an advanced 'After-Burner' system for Super-Cleanburning and amazing flame pattern. Hot Air-Wash for clean glass and views of the fire as standard. We keep all models in stock at our factory warehouse in Dorset and can supply in a range of colour options. All models are certified with DEFRA for use in Smoke Control Areas in the UK.

The Peanut range features all-cast-iron construction for maximum heat-retention and ultra-clean-burning, by keeping the belly of the fire hot even during 'low & slow' burning. With a broad range of outputs on each model, you will have fingertip control to enjoy slower 'lazy flames', or a hotter 'roaring' fire, and anywhere in between – All whilst maintaining high efficiency using fewer logs but giving more heat when you need it. Available in several sizes and rated outputs, each with regular 'short' and 'tall' height options. Cast Iron construction also makes for an extremely rugged stove with long life. Simple to install and clean/Sweep with easy removable innards.

For more information on SIA EcoDesign and ClearSkies standards visit www.clearskiesmark.org

All Saltfire & Peanut models are EcoDesign.

ST1 VISION

Designed with simple, easy to operate user friendly controls.
 Constructed using a triple-layer body, there is a precision engineered welded outer and inner steel body (air gap between layers) with thermo-refractory fire brick inner linings.

Designed with a large viewing window for amazing views of the fire.
 The flame pattern with the advanced "after-burner" system is quite unique.

The air-wash clean glass system is particularly impressive.

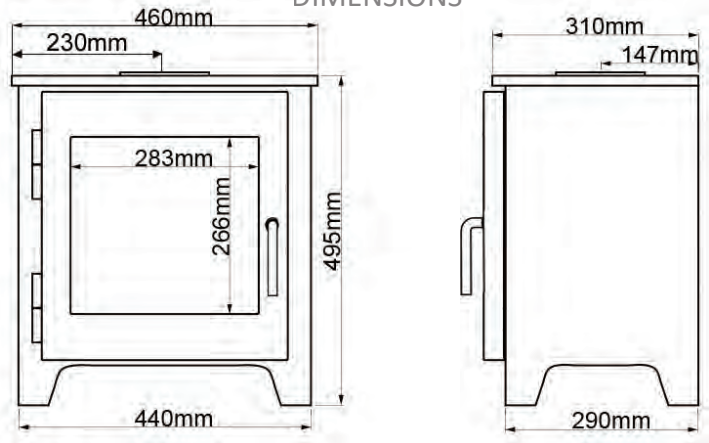


Key Features

Nominal Heat Output	5 kW
High Efficiency	✓ 78.7%
Wood burning	✓
EcoDesign	✓
Output Range	1 to 5kW
Advanced Airwash	✓
Maximum Log Length	12"(300mm)
Ultra Clean Burn	✓
DEFRA Exempt for Smokeless Zones	✓
Large View Ceramic Glass	✓
Other colours available	✓
Flue Outlet Top	5"(125mm)
Room Vent Not Normally Needed	✓
Suitable for Use on 12mm Hearth	✓
Fire brick lined	✓
5 Year Guarantee	✓



DIMENSIONS



ST3

Designed with simple, easy to operate user friendly controls. Constructed using a triple-layer body, there is a precision engineered welded outer and inner steel body (air gap between layers) with thermo-refractory fire brick inner linings.

Designed with a large viewing window for amazing views of the fire. The flame pattern with the advanced "after-burner" system is quite unique.

The air-wash clean glass system is particularly impressive.

The ST3 is a dedicated wood burner only.

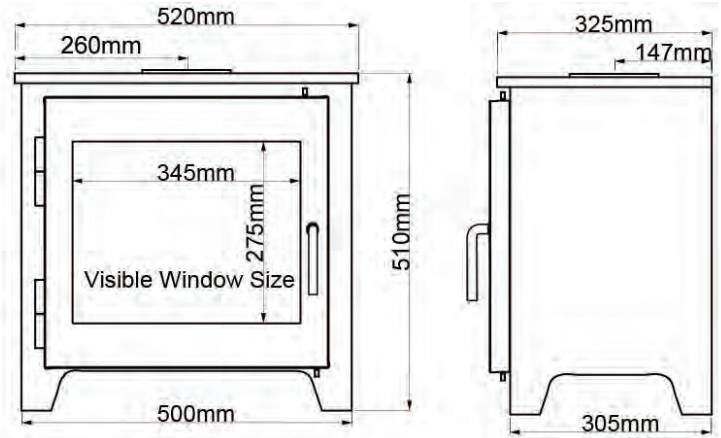


Key Features

Nominal Heat Output	7.3kW
High Efficiency	✓ 76.3%
Wood burning	✓
EcoDesign	✓
Output Range	2 to 7.5kW
Advanced Airwash	✓
Maximum Log Length	15"(360mm)
Ultra Clean Burn	✓
DEFRA Exempt for Smokeless Zones	✓
Large View Ceramic Glass	✓
Other colours available	✓
Flue Outlet Top	5"(125mm)
Fire brick lined	✓
Suitable for Use on 12mm Hearth	✓
5 Year Guarantee	✓



DIMENSIONS





ST-X5 Tall



ST-X4



Key Features

Nominal Heat Output	4.2 kW
High Efficiency	✓ 76.1%
Multifuel Ready	✓
EcoDesign	✓
Output Range	1 to 5kW
Advanced Airwash	✓
Maximum Log Length	10"(270mm)
Ultra Clean Burn	✓
DEFRA Exempt for Smokeless Zones	✓
Large View Ceramic Glass	✓
Other colours available	✓
Flue Outlet Top or Rear	5"(125mm)
Room Vent Not Normally Needed	✓
Fire brick lined	✓
Suitable for a 12mm Hearth	✓
5 Year Guarantee	✓

ST-X4

Available in short and tall options

Constructed from a precision-welded thick steel body with cast iron door and thermo-refractory fire brick inner linings.

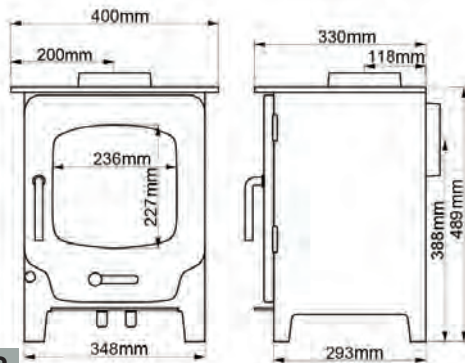
Many times cleaner than the required standard for "DEFRA" exemption, it can legally be used anywhere in the UK including the strictest of smoke control zones.

Designed with simple, easy to operate user friendly controls, has a large viewing window for amazing views of the fire. The flame pattern with the advanced "after-burner" system is quite unique.

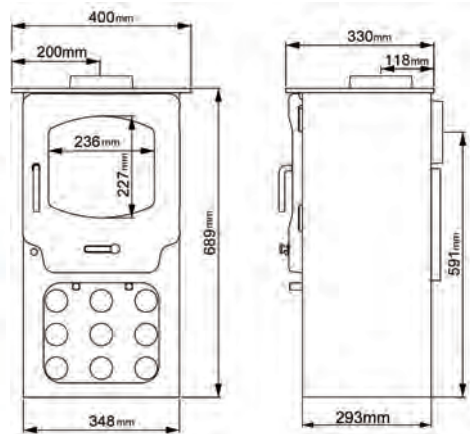
The ST-X4 is a multi-fuel stove able to efficiently burn wood logs or smokeless coal - the coal ashes will fall through the grate and into the ash pan which easily lifts out when full. There is an air-wash system to help keep the glass clearer.



SHORT DIMENSIONS



TALL DIMENSIONS





Key Features

Nominal Heat Output	5.0 kW
High Efficiency	✓ 81.8%
Wood Only or Multifuel Option	✓
EcoDesign	✓
Output Range	2 to 8kW
Advanced Airwash	✓
Maximum Log Length	12"(320mm)
Ultra Clean Burn	✓
DEFRA Exempt for Smokeless Zones	✓
Large View Ceramic Glass	✓
Other colours available	✓
Flue Outlet Top or Rear	5"(125mm)
Room Vent Not Normally Needed	✓
Suitable for Use on 12mm Hearth	✓
Fire brick lined	✓
5 Year Guarantee	✓

ST-X5

Available in short and tall options

The ST-X5 has a particularly large firebox for a 5kW model allowing a greater range of heat output and for larger logs to be burned.

Constructed from a precision-welded thick steel body with cast iron door and thermo-refractory fire brick inner linings.

Many times cleaner than the required standard for "DEFRA" exemption, it can legally be used anywhere in the UK including the strictest of smoke control zones.

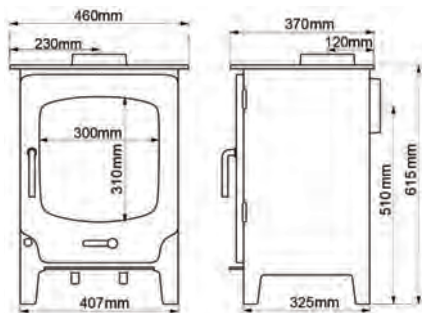
Designed with simple, easy to operate user friendly controls, has a large viewing window for amazing views of the fire. The flame pattern with the advanced "after-burner" system is quite unique.

The ST-X5 is a multi-fuel stove able to efficiently burn wood logs or smokeless coal - the coal ashes will fall through the grate and into the ash pan which easily lifts out when full.

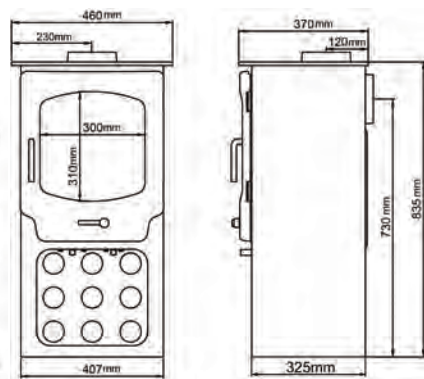
ST-X5 Wood has the option of a **Direct Air Supply**.



SHORT DIMENSIONS



TALL DIMENSIONS





Key Features

Nominal Heat Output	8 kW
High Efficiency	✓ 80.5%
Multifuel Ready	✓
EcoDesign	✓
Output Range	3 to 10kW
Advanced Airwash	✓
Maximum Log Length	14"(360mm)
Ultra Clean Burn	✓
DEFRA Exempt for Smokeless Zones	✓
Large View Ceramic Glass	✓
Other colours available	✓
Flue Outlet Top or Rear	5"(125mm)
Fire brick lined	✓
Suitable for Use on 12mm Hearth	✓
5 Year Guarantee	✓

ST-X8

Available in short and tall options

The ST-X8 has a large firebox allowing a greater range of heat output and for larger logs to be burned.

Constructed from a precision-welded thick steel body with cast iron door and thermo-refractory fire brick inner linings.

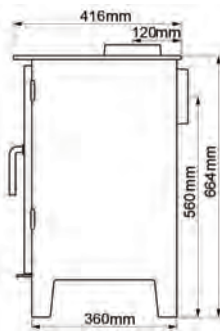
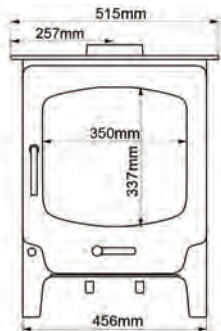
Many times cleaner than the required standard for "DEFRA" exemption, it can legally be used anywhere in the UK including the strictest of smoke control zones.

Designed with simple, easy to operate user friendly controls, has a viewing window for amazing views of the fire. The flame pattern with the advanced "after-burner" system is quite unique.

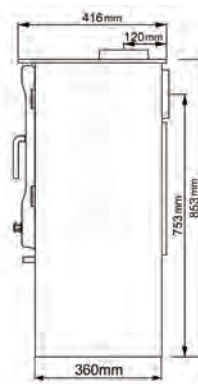
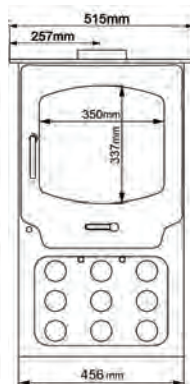
The ST-X8 is a multi-fuel stove able to efficiently burn wood logs or smokeless coal - the coal ashes will fall through the grate and into the ash pan which easily lifts out when full.



SHORT DIMENSIONS



TALL DIMENSIONS





Key Features

Nominal Heat Output	5kW
High Efficiency	✓78.9%
Wood burner with optional multi-fuel kit	✓
EcoDesign	✓
Output Range	2 to 7kW
Advanced Airwash	✓
Maximum Log Length	16" (400mm)
Ultra Clean Burn	✓
DEFRA Exempt for Smokeless Zones	✓
Large View Ceramic Glass	✓
Other colours available	✓
Flue Outlet Top or Rear	5" (125mm)
Fire brick lined	✓
Suitable for Use on 12mm Hearth	✓
5 Year Guarantee	✓

ST-X Wide

Available in short and tall options

The ST-X Wide is designed to give the widest width and view of the fire whilst keeping the nominal rated output at 5kW.

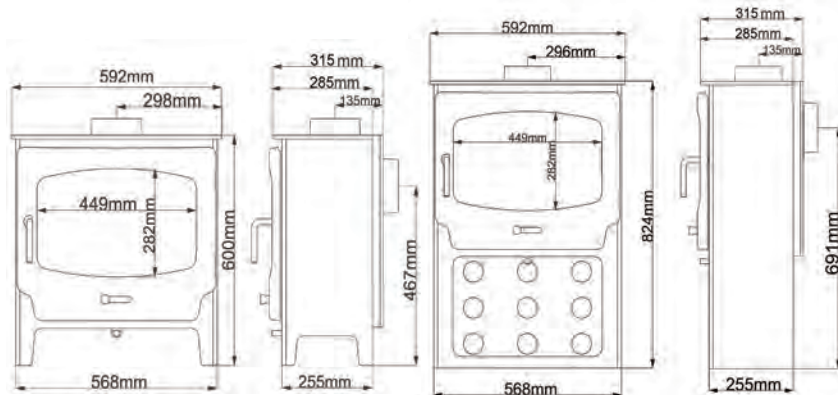
As one of the widest 5kW stoves available in the UK, there are few rivals in this category. The depth is reduced allowing for easier insertion into shallow fire places or less intrusion into the room when free standing against a wall.

At the same time the wide firebox is retained allowing for longer logs to be used.



SHORT DIMENSIONS

TALL DIMENSIONS





Key Features

Nominal Heat Output	4.3 kW
High Efficiency	✓ 75.4%
Multifuel Ready	✓
EcoDesign	✓
Output Range	2-5 kW
Advanced Airwash	✓
Maximum Log Length	10"(270mm)
Ultra Clean Burn	✓
DEFRA Exempt for Smokeless Zones	✓
5 Year Guarantee	✓
Other colours available	✓
Flue Outlet Top and Rear	5"(125mm)
Fire brick lined	✓
Optional External Direct Air Supply	✓
Suitable For Use on 12mm Hearth	✓
Low Distance to Combustibles	✓

Saltfire Scout

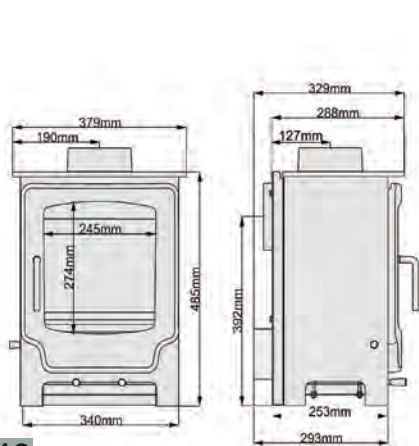
Available in short and tall options

A compact 4kW stove with a low distance to combustibles thanks to its rear and lower heat-shield fitted as standard.

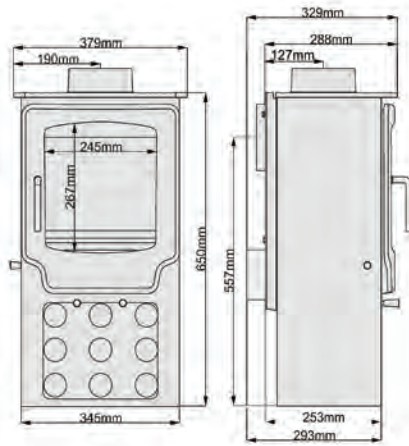
Being one of a tiny handful of compact EcoDesign Ready stoves with optional direct air box, it satisfies many requirements of modern Eco-Designed buildings, new builds and small living spaces such as boats, yurts or cabins.



SHORT DIMENSIONS



TALL DIMENSIONS



Saltfire Classic

A compact 5kW stove body constructed from cast iron with cast iron door and thermo-refractory fire brick inner linings.

Many times cleaner than the required standard for "DEFRA" exemption, it can legally be used anywhere in the UK including the strictest of smoke control zones.

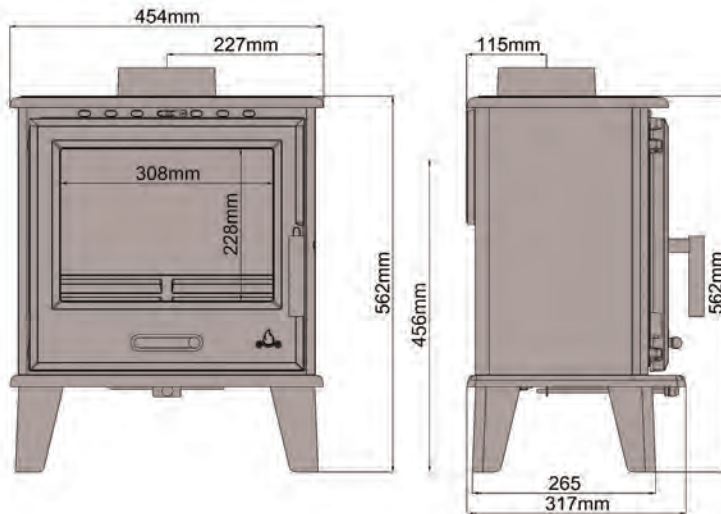
Designed with simple, easy to operate user friendly controls, has a viewing window for amazing views of the fire.

The Saltfire Classic is a multi-fuel stove able to efficiently burn wood logs or smokeless coal - the ashes will fall through the grate and into the ash pan which easily lifts out for emptying.



Key Features

Nominal Heat Output	5 kW
High Efficiency	✓ 80.5%
Multifuel Ready	✓
EcoDesign	✓
Output Range	2-5 kW
Advanced Airwash	✓
Maximum Log Length	13"(330mm)
Ultra Clean Burn	✓
DEFRA Exempt for Smokeless Zones	✓
5 Year Guarantee	✓
Colour options available	✓
Flue Outlet Top and Rear	5"(125mm)
Fire brick lined	✓
Suitable For Use on 12mm Hearth	✓



Saltfire CS5

The Saltfire CS5 5kW Cassette stove can fit into a standard UK fireplace opening or can be built in higher up in the wall for a more contemporary feel.

Easy to operate controls and large ceramic glass viewing window for great views of the fire.

The CS5 is a multi-fuel cassette stove able to efficiently burn wood logs or smokeless coal - the ashes will fall through the grate and into the ash pan which easily lifts out for emptying.

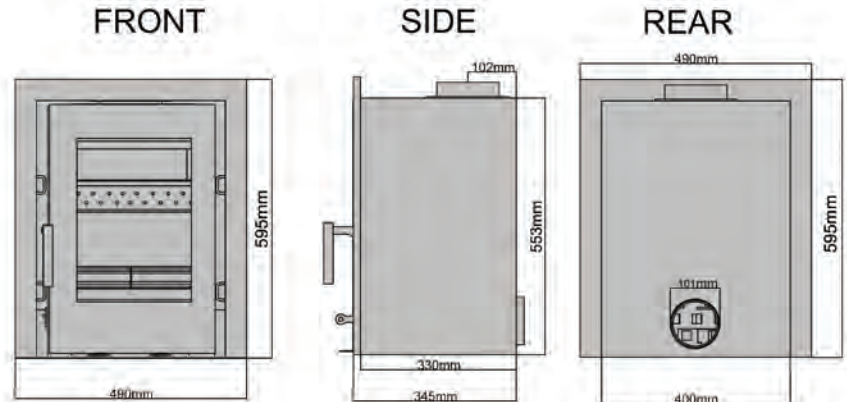


Key Features

Nominal Heat Output	4.9 kW
High Efficiency	✓ 82.2%
Multifuel Ready	✓
EcoDesign	✓
Output Range	2-5 kW
Advanced Airwash	✓
Maximum Log Length	9"(230mm)
Ultra Clean Burn	✓
DEFRA Exempt for Smokeless Zones	✓
5 Year Guarantee	✓
Large view ceramic glass	✓
Flue Outlet Top	5"(125mm)
Fire brick lined	✓
Cassette Stove	✓
Optional Direct Air	✓



DIMENSIONS





Key Features

Nominal Heat Output	6.9 kW
High Efficiency	✓ 75.8%
Multifuel Ready	✓
EcoDesign	✓
Output Range	2-7 kW
Advanced Airwash	✓
Maximum Log Length	14"(380mm)
Ultra Clean Burn	✓
DEFRA Exempt for Smokeless Zones	✓
5 Year Guarantee	✓
Large view ceramic glass	✓
Flue Outlet Top	5"(125mm)
Fire brick lined	✓
Cassette Stove	✓
Optional Direct Air	✓

Saltfire CS7

The Saltfire CS7 7kW Cassette stove can be built into a wall low or high for a more contemporary feel.

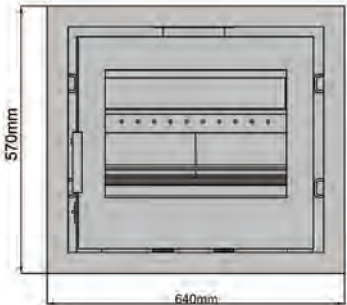
Easy to operate controls and large ceramic glass viewing window for great views of the fire.

The CS7 is a multi-fuel cassette stove able to efficiently burn wood logs or smokeless coal - the ashes will fall through the grate and into the ash pan which easily lifts out for emptying.




DIMENSIONS

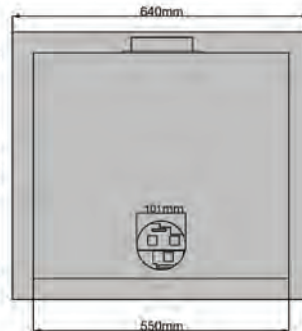
FRONT



SIDE



REAR



Bioethanol Fuel Models

What is Bioethanol?

Bioethanol is a renewable, cleaner-burning fuel produced by fermenting the sugar and starch components of plant materials (crops like corn, sugarcane, or biomass waste) using microorganisms like yeast. It is used as a sustainable alternative to fossil fuels in specialized fireplaces.

Advantages of Bioethanol Stoves

Environmental Impact: As a biofuel, it is considered carbon-neutral because the carbon dioxide released during burning is absorbed by plants during their growth. The liquid fuel is easy and clean to store.

Although the heat output will be noticeably lower than a solid fuel appliance, the bioethanol burners do emit a useful amount of heat and provide the attraction and “cosiness” of a real flame fire.

No flue connection required (if using for only bioethanol fuel).


The bioethanol fuel gives a typical heat output of 1-1.5kW so is intended as a background heat source or to provide a real flame aesthetic when you don't require the heat of a woodburner. Ideal to have on in the spring/summer evenings, or for winter use when there is already a primary heat source (e.g. central heating) in the room. This can either be installed as a normal wood/multifuel stove with appropriate flue system (and can then be used for solid fuel or bioethanol), or can be installed free-standing without a chimney/flue if you intend to only use the Bioethanol option.

The Bioethanol burner tray can easily be lifted in/out of the stove without any tools required. When the burner tray is removed it can be used outside the stove e.g. out on your patio on summer evenings. With the tray removed the stove becomes the standard wood stove so can be used with wood (subject to a suitable chimney connection).

Model options

Currently available as an option on the following stove models

ST2, ST-X5, ST-X8, ST-X Wide, Bignut & Peanut 8



colours

All models are available in a variety of colours to order.

Simply add colour choice to the end of the model name when ordering with your supplier. -

(If no colour is specified we would supply standard Metallic Black.)

(Colours shown are for representation only and printed brochure may vary slightly from actual colours).



Metallic Black (Standard)



Charcoal



Light Grey



Mojave Red



Green Illusion




Patriot Blue



Apple Green



Metallic Blue





Burnished Door

(Available on ST-X Models only)

The cast iron door is finished by hand with various polishing tools and abrasives to give a truly unique bare-metal look, then coated with a clear protective finish - no two are ever the same.

Parts of the door over time will then change through many different hues of subtle blues and purples as the stove is heated.



Peanut 8 Tall



Key Features

Woodburner	✓
Nominal Heat Output	4.7kW
High Efficiency	✓ 82.7%
EcoDesign	✓
Ultra Clean Burn	✓
Output Range	1 to 5 kW
Advanced Airwash	✓
Maximum Log Length	10"/(270mm)
5 Year Guarantee	✓
DEFRA Exempt for Smokeless Zones	✓
Large Viewing window	✓
Black Finish	✓
Flue Outlet Top or Rear	4"/(102mm)
Room Vent Not Normally Needed	✓
Suitable for Use on 12mm Hearth	✓

PEANUT 3

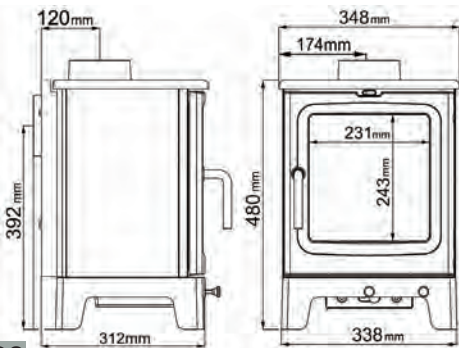
Originally designed as a compact 3kW it's actually so efficient it will achieve up to 4.7kW if required. Its viewing window is big for a compact stove! 'Peanut 3' – can fit a very small UK chimney opening of less than 16" wide. – This can make tight installations so much simpler and easier – rarely would any building/ alteration work need to be done even with a small chimney opening. - Stainless Cook Top Plate available.

Ideal for boats and small spaces
(See page 27 for Peanut Marine model)

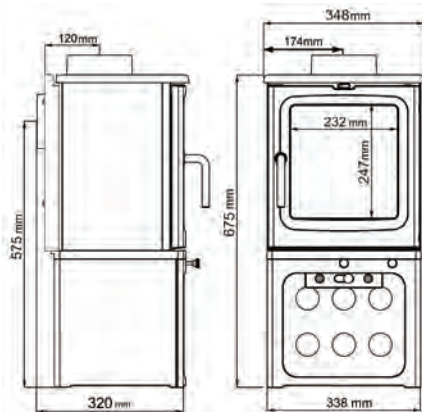
Available in short and tall options



SHORT DIMENSIONS



TALL DIMENSIONS





Key Features

Woodburner	✓
Nominal Heat Output	5kW
High Efficiency	✓ 79.9%
EcoDesign	✓
Ultra Clean Burn	✓
Output Range	2 to 6 kW
Advanced Airwash	✓
Maximum Log Length	11"/(279mm)
5 Year Guarantee	✓
DEFRA Exempt for Smokeless Zones	✓
Large Viewing window	✓
Black Finish	✓
Flue Outlet Top or Rear	5"(125mm)
Room Vent Not Normally Needed	✓
Suitable for Use on 12mm Hearth	✓
Fits standard 16" by 22" Opening	✓

PEANUT 5

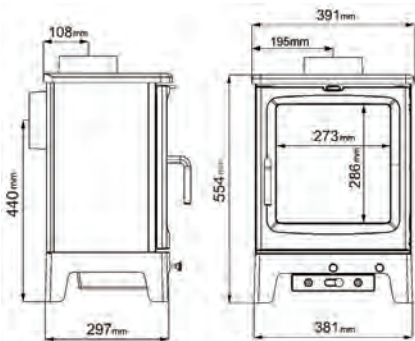
Rated between 2 and 6kW it can heat a decent sized room easily, with easy variable output between 1.5 and 5kW. Its viewing window is huge for a compact stove! 'Peanut 5' – can fit a 'standard small' UK chimney opening of 16" wide. – This can make some installations so much simpler and easier
 – rarely would any building/ alteration work need to be done even with a small chimney opening.
 - Stainless Cook Top Plate available.

If you need something more compact see the Peanut 3

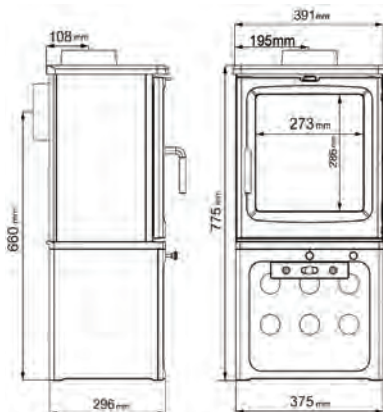
Available in short and tall options



SHORT DIMENSIONS



TALL DIMENSIONS



BIGNUT

A physically larger version, still rated at 5kW nominal (official output), but with the extra capacity, more physical size and takes longer logs. The Bignut has a variable output range from 3kW up to a maximum of 8kW with easy to operate fingertip controls. A huge viewing window for superb views of the fire. Full cast-iron inner secondary lining plates (fire bricks), for maximum heat retention and are extremely robust.

- Stainless Cook Top Plate available.

Key Features

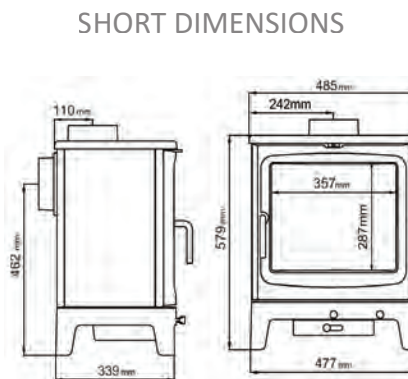
Woodburner	✓
Nominal Heat Output	5kW
High Efficiency	✓ 80.1%
EcoDesign	✓
Ultra Clean Burn	✓
Output Range	3 to 8kW
Advanced Airwash	✓
Maximum Log Length	13"/(330mm)
5 Year Guarantee	✓
DEFRA Exempt for Smokeless Zones	✓
Large Viewing window	✓
Black Finish	✓
Flue Outlet Top or Rear	5"(125mm)
Room Vent Not Normally Needed	✓
Suitable for Use on 12mm Hearth	✓



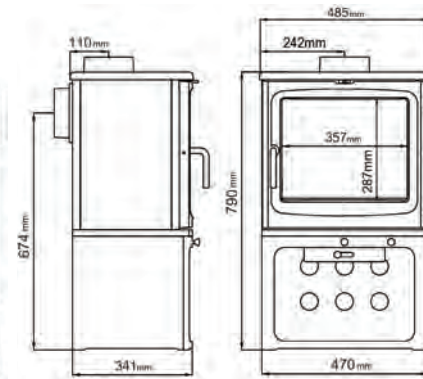
Available in short and tall options



SHORT DIMENSIONS



TALL DIMENSIONS



PEANUT 8

A larger capacity version with the same huge viewing window as the Bignut. For those rooms which require something a bit larger or for larger fireplace openings. The Peanut 8 has variable output range from 3kW up to a maximum of 10kW with easy to operate fingertip controls. A huge viewing window for superb views of the fire. Full cast-iron inner lining plates (fire bricks), for maximum heat retention and are extremely robust.

- Stainless Cook Top Plate available.

Available in short and tall options

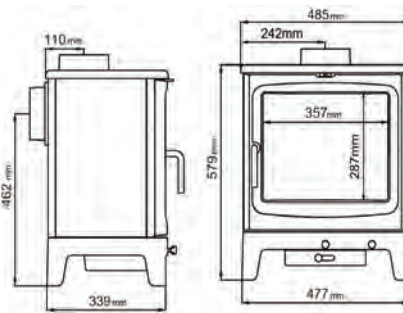


Key Features

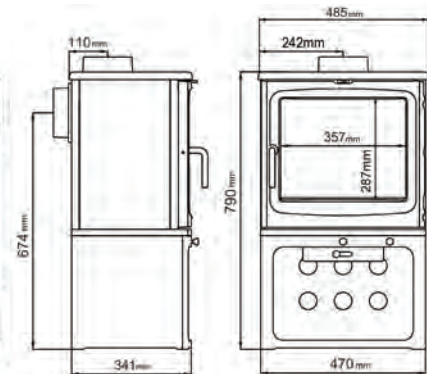
Woodburner	✓
Nominal Heat Output	7.9kW
High Efficiency	✓ 77.9%
EcoDesign	✓
Ultra Clean Burn	✓
Output Range	3 to 10kW
Advanced Airwash	✓
Maximum Log Length	15"/ (381mm)
5 Year Guarantee	✓
DEFRA Exempt for Smokeless Zones	✓
Large Viewing window	✓
Black Finish	✓
Flue Outlet Top or Rear	5"/ (125mm)
Suitable for Use on 12mm Hearth	✓



SHORT DIMENSIONS



TALL DIMENSIONS





Key Features

Woodburner	✓
Nominal Heat Output	10kW
High Efficiency	✓ 79.1%
EcoDesign	✓
Ultra Clean Burn	✓
Output Range	5 to 12 kW
Advanced Airwash	✓
Maximum Log Length	18" (470mm)
5 Year Guarantee	✓
DEFRA Exempt for Smokeless Zones	✓
Large Viewing window	✓
Black Finish	✓
Flue Outlet Top or Rear	6"(150mm)
Suitable for Use on 12mm Hearth	✓

PEANUT 10

The largest capacity stove in the Peanut range, For those rooms which require something a bit larger or for a wider fireplace opening.

The Peanut 10 has variable output range from 5kW up to a maximum of 12kW with easy to operate fingertip controls.

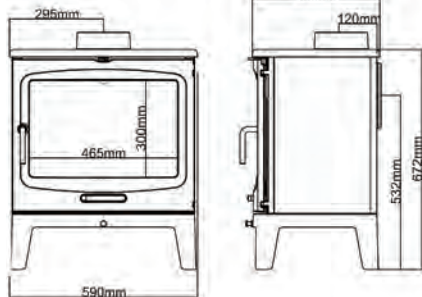
A huge viewing window for superb views of the fire. Full cast-iron stove body with inner firebrick linings for maximum heat retention.

- Stainless Cook Top Plate available.

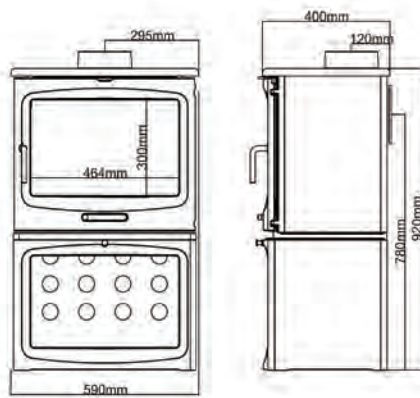
Available in short and tall options



SHORT DIMENSIONS

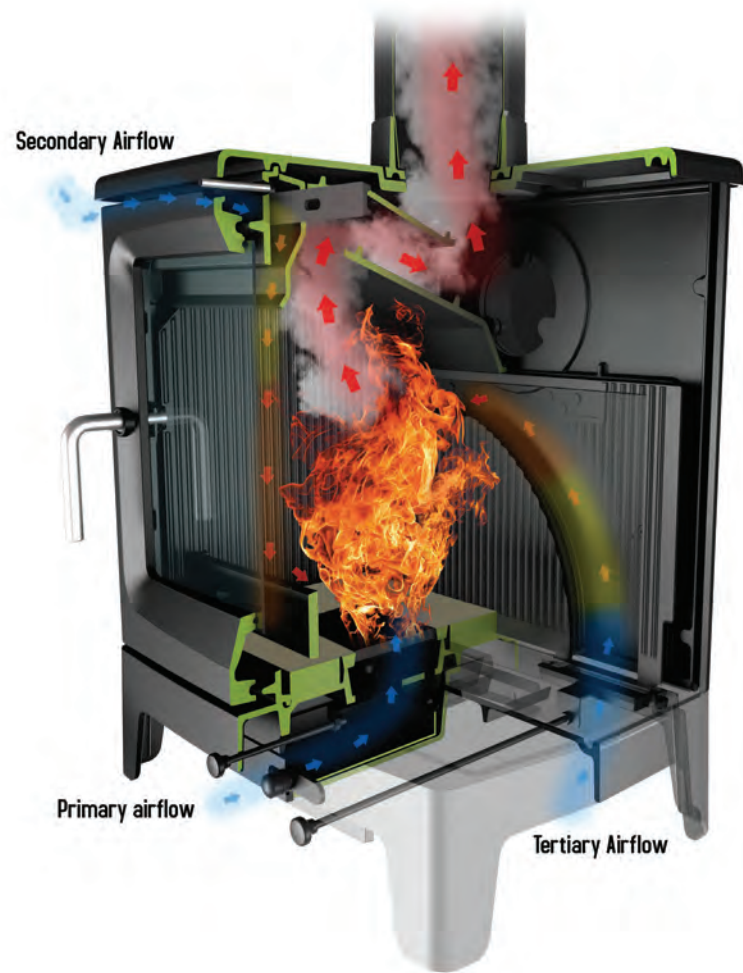


TALL DIMENSIONS



Peanut Range - Technical Specification

- Ecodesign
- 5 Year Warranty
- DEFRA Exempt / Approved for Smoke Control Areas
- High Efficiency, Ultra-Clean-Burning
- All Have Large Viewing Window
- Superior Air-wash System for Crystal-Clear Views of the Fire
- Full Cast Iron Construction
- External Access to Ashpan for Clean, Easy Ash Removal
- Can Use 5"/125mm Flue System all the way (6"/150mm for Peanut 10)
- Can be used with Top or Rear Flue outlet
- Suitable for use on a 12mm hearth





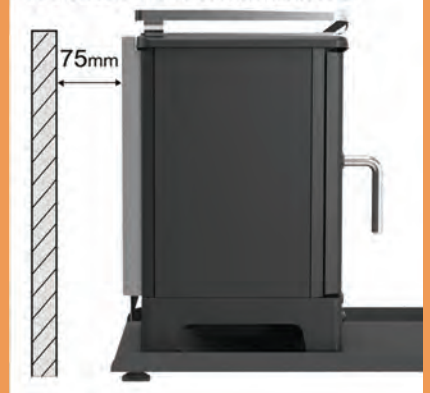
You can order a stainless steel cook plate top for any of the Peanut stove models. This allows for boiling a kettle, cooking with a frying pan or saucepan, or even a Dutch Oven. You can order this at the same time as the stove and we will fit your cook plate in our factory. We need to know if you are using the Top or Rear flue outlet on the stove. Using the Rear flue outlet will allow space for a full cook top. Using the Top flue will mean the cook top has a cut out for the flue pipe.



Available in a tall option



Distance to combustibles



Peanut 3 Marine

The Peanut 3. Designed for very small chimney openings and bridging the gap between standard domestic stoves and tiny home/ outdoor space/ glamping specific wood burners. With minimum clearances behind the Peanut 3 as low as 75mm, it is suitable for use in all sorts of combustible material clad buildings.

The highly effective double heatshield on the rear comes as standard on the Peanut 3. The boat-specific version named 'Peanut Marine', with incorporated cook-top, fiddle rail and its compact marine tray, making it the perfect package for boat installations and much easier to comply with BS 8511:2010.



www.saltfire.co.uk Tel: 01929 555211 Email: sales@saltfire.co.uk